

EPI ELECTRIC














Bench

4-columns solution rectangular 2-stage

The Bench Solution is our version of a space efficient workspace. The combination of only four columns and two table tops keeps the office environment minimalistic and gives it a tidy look. The fact that it makes cleaning the office easier is only a bonus.




Technical Specification

-  **Table top**
Width: 800-2000 mm
Depth: 500-800 mm
-  **Stroke**
470 mm
-  **Large tube**
Down
-  **Load**
See specifications of your selected electronics
-  **Velocity**
See specifications of your selected electronics
-  **Height**
667-1137 mm
excl. feet and table top
-  **Tube dimensions**
80x60, 70x50 mm
-  **Noise level**
See specifications of your selected electronics
-  **Available electronics**
iDrive
ECS+
-  **Standard in**
  
White Silver Black



Standard with EPI Block Rectangular Foot



2-stage solution with our unique glide system that never scratches paint



Neat design