

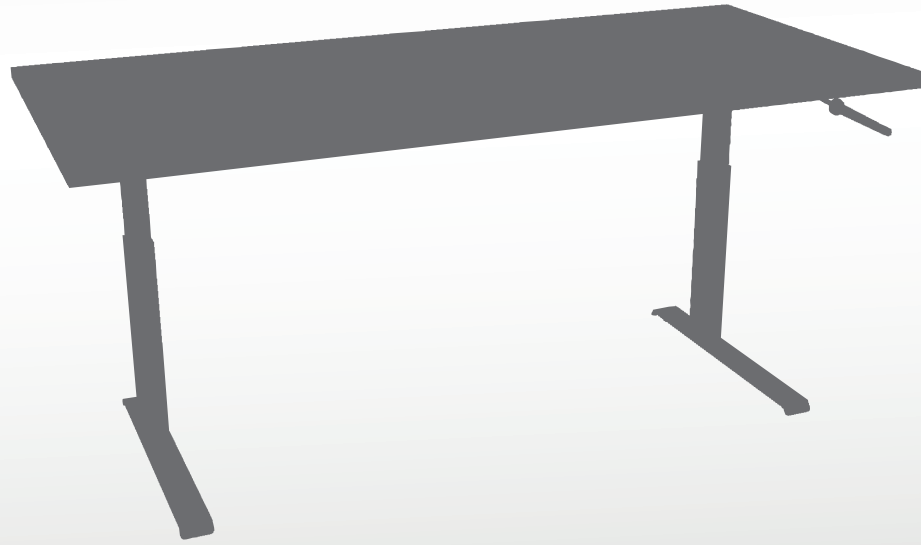
PR25 MANUAL

Crank


2-columns solution rectangular 2-stage

Crank frames allow users to manually adjust their work space to a comfortable height. Pull out the crank and turn to adjust. When done, return the crank neatly under the work surface. A space-saving solution with a clean visual impression. Excellent for seated work when multiple people use the workstation.



BIFMA x5,5 2014 certified



Technical Specification

 **Table top**
Width: 36" - 72"
Depth: 24" & 30"

 **Stroke**
16.5"




 **Tube dimensions**
Rectangular tubes:
3.15" x 2.35"
 Large Column Down

 **Load**
175 lb functional load

 **Velocity**
Stroke speed:
7.9 rotations/inch

 **Height**
26.5" - 43"
incl. table top 1"

 **Large column**
Down

 **Standard in**
 White  Silver  Black



Adjustable width with telescopic crossbar



2-stage solution with our unique glide system that never scratches paint



Non-electric solution, 7.9 rotations per inch